





Agriculture and Forestry University
Office of the Controller of Examinations
 Rampur, Chitwan

Faculty: Agriculture
Level: Master/ Ph D.
Result Sheet 2070/071 2nd Semester

Department of Horticulture

R N	HRT 607, 3(2+1), Post Harvest Physiology of Horticultural Crops						HRT 609, 3(2+1), Plant Propagation and Nursery Management						HRT 610, 2(2+0), Plantation Crops, Spices and Condiments						AST 601, 3(2+1), Agricultural Statistical Methods						ENT 605, 3(2+1), Insect Pest Management						ENT 609, 3(2+1), Biological Control						SSC 602, 3(2+1), Soil Microbiology						SSC 608, 3(2+1), Micronutrients in Soils and Plants						TCH	TCP	OGPA	%	Division																																								
	IA	TH	PR	T	%	G	GP	CH	CP	IA	TH	PR	T	%	G	GP	CH	CP	IA	TH	PR	T	%	G	GP	CH	CP	IA	TH	PR	T	%	G	GP	CH	CP	IA	TH	PR	T	%	G	GP	CH	CP	IA	TH	PR						T	%	G	GP	CH	CP	IA	TH	PR	T	%	G	GP	CH	CP																									
HRT-01M-2013	36	16	56	28	136	90.67	A	4	3	12	36	18	51	27	132	88.00	A	4	3	12	35	52	87	87.00	A	4	2	8	34.5	17	38	20	110	73.33	B	3	3	9	30	16	55	23	124	82.67	B	3	3	9	36.0	17	53	28	134	89.33	A	4	3	12	38.0	17	46	28	129	86.00	A	4	3	12	38	19	59	28	144	96.00	A	4	3	12	38	19	58	28	143	95.33	A	4	3	12	14	50	3.57	81.43	First
HRT-02M-2013	36	16	55	27	134	89.33	A	4	3	12	34	17	49	26	126	84.00	B	3	3	9	38.0	17	46	28	129	86.00	A	4	3	12	38.0	17	46	28	129	86.00	A	4	3	12	38	19	59	28	144	96.00	A	4	3	12	38	19	58	28	143	95.33	A	4	3	12	15	54	3.60	82.00	First																												
HRT-04M-2013	32	16	46	22	116	77.33	B	3	3	9	34	17	39	25	115	76.67	B	3	3	9	28.0	17	18	18	0	0.00	I	0	3	12	28.0	17	18	18	0	0.00	I	0	3	12	32	17	54	25	128	85.33	A	4	3	12	32	17	54	25	128	85.33	A	4	3	12	15	39	2.60	62.00	Incomplete																												
HRT-05M-2013	34	16	49	27	126	84.00	B	3	3	9	36	18	48	27	129	86.00	A	4	3	12	35	52	87	87.00	A	4	2	8	34.0	18	52	27	131	87.33	A	4	3	12	32	17	54	25	128	85.33	A	4	3	12	36.0	17	53	28	134	89.33	A	4	3	12	34.5	18	46	21	120	80.00	B	3	3	9	32	17	54	25	128	85.33	A	4	3	12	15	48	3.20	74.00	Second										
HRT-06M-2013	34	16	51	26	127	84.67	B	3	3	9	34	18	46	25	123	82.00	B	3	3	9	34.5	18	46	21	120	80.00	B	3	3	9	34.5	18	46	21	120	80.00	B	3	3	9	34	18	47	26	126	84.00	B	3	3	9	32	17	54	25	128	85.33	A	4	3	12	38	19	59	28	144	96.00	A	4	3	12	15	48	3.20	74.00	Second																		
HRT-07M-2013	34	16	51	27	128	85.33	A	4	3	12	34	18	39	25	116	77.33	B	3	3	9	32	51	83	83.00	B	3	2	6	36.0	17	40	19	112	74.67	B	3	3	9	32	17	54	25	128	85.33	A	4	3	12	35.5	17	50	26	127	84.67	B	3	3	9	35.5	17	50	26	127	84.67	B	3	3	9	32	17	54	25	128	85.33	A	4	3	12	15	48	3.43	78.57	Second										
HRT-08M-2013	33	17	50	27	127	84.67	B	3	3	9	35	18	47	26	126	84.00	B	3	3	9	33	51	84	84.00	B	3	2	6	36.0	17	39	28	120	80.00	B	3	3	9	32	17	54	25	128	85.33	A	4	3	12	33.5	17	50	26	127	84.67	B	3	3	9	33.5	17	50	26	127	84.67	B	3	3	9	32	17	54	25	128	85.33	A	4	3	12	15	45	3.00	70.00	Second										
HRT-09M-2013	32	17	42	25	116	77.33	B	3	3	9	34	17	39	23	113	75.33	B	3	3	9	28.0	17	32	16	93	62.00	C	2	3	6	28.0	17	32	16	93	62.00	C	2	3	6	38	19	59	28	144	96.00	A	4	3	12	32	17	54	25	128	85.33	A	4	3	12	15	45	3.00	70.00	Second																												
HRT-10M-2013	34	18	47	28	127	84.67	B	3	3	9	34	18	46	26	124	82.67	B	3	3	9	32.5	16	30	24	103	68.67	C	2	3	6	32.5	16	30	24	103	68.67	C	2	3	6	38	19	59	28	144	96.00	A	4	3	12	32	17	54	25	128	85.33	A	4	3	12	15	45	3.00	70.00	Second																												
HRT-11M-2013	32	17	46	25	120	80.00	B	3	3	9	35	18	46	25	124	82.67	B	3	3	9	32.5	17	30	22	102	68.00	C	2	3	6	32.5	17	30	22	102	68.00	C	2	3	6	38	19	59	28	144	96.00	A	4	3	12	32	17	54	25	128	85.33	A	4	3	12	15	45	3.00	70.00	Second																												
HRT-12M-2013	32	17	40	25	114	76.00	B	3	3	9	34	18	42	26	120	80.00	B	3	3	9	33	47	80	80.00	B	3	2	6	30.0	16	28	19	0	0.00	I	0	3	0	32	17	54	25	128	85.33	A	4	3	12	38	19	58	28	143	95.33	A	4	3	12	14	36	2.37	61.43	Incomplete																														


 12.12.13




Roll No.
 HRT-04M-2013
 HRT-12M-2013
Subject Code
 AST 601
 AST 601
Failed in Practical & Theory
 Theory
 Theory